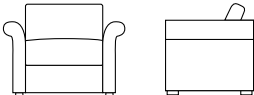
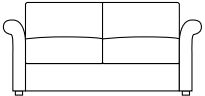
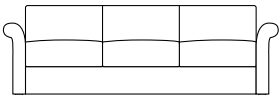


		CHAIR		SEAT		ARM
LOOP		DC 2519-39	WIDTH 39"	WIDTH 24"	WIDTH 7.5"	
		DEPTH 33"	DEPTH 20"	HEIGHT 26"		
			HEIGHT 31"	HEIGHT 18"		
			NET WEIGHT 65 LBS.			
		DC 2519-63	WIDTH 63"	WIDTH 48"	WIDTH 7.5"	
			DEPTH 33"	DEPTH 20"	HEIGHT 26"	
			HEIGHT 31"	HEIGHT 18"		
			NET WEIGHT 125 LBS.			
		DC 2519-87	WIDTH 87"	WIDTH 72"	WIDTH 7.5"	
			DEPTH 33"	DEPTH 20"	HEIGHT 26"	
			HEIGHT 31"	HEIGHT 18"		
			NET WEIGHT 135 LBS.			

FINISH: PLEASE SPECIFY ANY STANDARD DFM MAPLE OR CHERRY FINISH

BASE: ROUND 3" DIAMETER LEGS



888 Doolittle Drive
San Leandro, CA 94577
510 635 1111
510 635 1112 fax
www.DFmOnline.com